
From: omdops@gmail.com
Reply-to: dhudak@medcontrol.com
To: ems_chiefs@pinellascounty.org
Sent: 1/21/2012 12:51:13 A.M. Eastern Standard Time
Subj: Decompression Needle Change

Please find attached information on the new decompression needle that will be introduced into the system as stock of the existing needle is expended. The file also provides a comparison between the current needle and the new needle. The change is being made based on multiple studies indicating that a three inch needle is not a sufficient length to reach the pleural space, in addition to the solid plastic external packaging. Please share with all agency personnel.

Thank-you,

David R. Hudak, EMT-P

Office of the Medical Director

Pinellas County EMS

12490 Ulmerton Road

Largo, FL 33774

Office: 727-582-2035

Fax: 727-582-2076

Cell: 727-365-9262


E-mail: dhudak@medcontrol.com

Decompression Needle Change

Existing Needle Utilized For Needle Decompression In The System



10G – 3 inch



Outside Packaging

Needle Sheath

Needle Cap


**Catheter Over The Needle
10G x 3 Inch Needle**

Existing Needle In The System




**New Decompression Specific
Needle for Needle
Decompression
In The System
10G – 3.25 inch**

Needle Packaged In Hard case




Instructions Attached To Each Needle (DO NOT DISCARD)

**To Open: Twist Top While Holding
The Bottom to Break Seal**




******NO CAP******

Catheter Over the Needle 10G x 3.25 Inches



Outside Packaging/Needle Sheath

New Decompression Needle



**Old
vs.
New**

